


SEN series

- Anhydrous product.
- 105°C 3000 hours~5000 hours.high-temperature, high reliability and long life.
- Suitable for office communicative and industrial equipments.
- RoHS Compliance
- 無水系產品。
- 105°C 3000小時~5000小時. 耐高溫、高信賴性、長壽命製品。
- 適用於辦公室通訊設備、工業設備。



SPECIFICATIONS

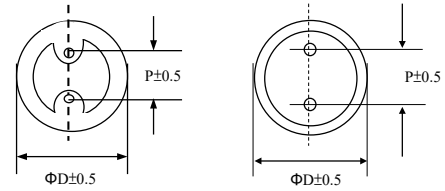
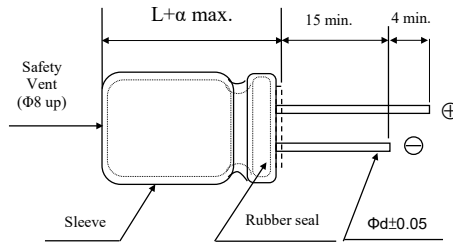
Items 項目	Characteristics 特性					
Capacitance Tolerance 靜電容量誤差	± 20%(120Hz,20°C)					
Operating Temperature Range 適用溫度範圍	-40 ~ +105°C					
Rated Voltage Range 額定電壓範圍	160 ~ 450VDC					
Leakage Current 洩漏電流	$I \leq 0.03CV + 20 (\mu A)$ (After 3 minutes application of DC rated voltage, at 20 °C)					
Dissipation Factor 散逸因素(tan δ)	Measurement Frequency: 120Hz. Temperature: 20°C					
	Rated Voltage(V)	160	200	250	350	400~450
	tan δ (Max)	0.20	0.20	0.20	0.25	0.25
When nominal capacitance over 1000 μ F, tan δ shall be added 0.02 to the listed value with increase of every 1000 μ F.						
Low Temperature Stability 低溫特性 Impedance Ratio(Max) 阻抗比率(最大值)	Measurement Frequency: 120Hz.					
	Rated Voltage(V)	160	200	250	350	400
	Z(-25°C)/Z(20°C)	3	3	3	6	15
Load Life 負荷壽命	The following specifications shall be satisfied when the capacitors are restored to 20°C after subjected to DC voltage with the rated ripple current is applied for 5,000 hours ($\phi D \leq 8:3,000$ hours; $\phi D = 10:4,000$ hours) at 105°C.					
	Capacitance Change	Within ± 25% of Initial Value				
	tan δ	200% or less of Initial Specified Value				
	Leakage Current	Initial Specified Value or less				
Shelf Life 放置壽命	The following specifications shall be satisfied when the capacitors are restored to 20°C after exposing them for 1,000 hours 105°C without voltage applied. Before the measurement, the capacitor shall be preconditioned by applying voltage according to them 4.1 of JIS C5101-4.					
	Capacitance Change	Within ± 20% of Initial Value				
	tan δ	200% or less of Initial Specified Value				
	Leakage Current	Initial Specified Value or less				
Standards 參照標準	IEC 60384-4(JIS C5101-4,AEC-Q200)					

Frequency Coefficient of Permissible Ripple Current

Rated Voltage (V)	Capacitance (μ F)	Frequency (Hz)			
		50	120	1K	$\geq 10K$
≥ 160	2.2 ~ 220	0.80	1.00	1.30	1.40

SEN series

DIMENSIONS(mm)



ΦD	6.3	8	10	12.5	16	18
P	2.5	3.5	5.0	5.0	7.5	7.5
Φd	0.5	0.5	0.6	0.6	0.8	0.8

α	(L < 20) 1.5
	(L \geq 20) 2.0

STANDARD RATINGS

DxL(mm), R.C.(mA rms) at 105°C 120 Hz.

Cap (μF)	V	160		200		250		400		450		
		Item	D x L	R.C.	D x L	R.C.	D x L	R.C.	D x L	R.C.	D x L	R.C.
2.2			6.3x11	29	6.3x11	29	8x11.5	36	8x11.5	36	8x11.5	36
3.3			8x11.5	35	8x11.5	36	8x11.5	52	8x11.5	45	8x11.5	52
4.7			8x11.5	44	8x11.5	52	8x11.5	57	10x12.5	57	10x12.5	62
10			10x12.5	78	10x16	83	10x16	104	10x20	95	10x20	104
22			10x16	135	10x20	145	12.5x20	176	12.5x20	168	12.5x25	197
33			10x20	176	12.5x20	208	12.5x20	234	12.5x25	213	16x22	249
39			10x20	197	12.5x20	228	12.5x25	260	16x22	213	16x26	312
47			12.5x20	239	12.5x20	260	12.5x25	291	16x26	332	16x31.5	343
68			12.5x25	270	12.5x25	291	16x22	322	16x26	364	18x25	364
82			16x22	332	16x26	364	16x31.5	405	18x25	436	18x31.5	603
100			16x26	364	16x31.5	499	16x36	520	18x31.5	572	18x35.5	686
120									18x40	676	18x40	800