

CK series

- Standard type of V-chip, 2000 hours, 105°C.
- Applicable to SMT process.
- RoHS Compliance.
- 105°C 2000小時 V-Chip型標準品。
- 適用於SMT製程。



SPECIFICATIONS

Items 項目	Characteristics 特性							
Capacitance Tolerance 靜電容量誤差	± 20%(120Hz,20°C)							
Operating Temperature Range 適用溫度範圍	-55 ~ +105°C							
Rated Voltage Range 額定電壓範圍	6.3 ~ 100VDC							
Capacitance Range 靜電容量範圍	1 ~ 6800μF							
Leakage Current 洩漏電流	I ≤ 0.01CV or 3 (μA) , which is greater. (After 2 minutes application of DC rated voltage, at 20°C)							
Dissipation Factor 散逸因素(tan δ)	Measurement Frequency: 120Hz. Temperature: 20°C							
	Rated Voltage(V)	6.3	10	16	25	35	50	63~100
	tan δ(Max)	0.32	0.28	0.24	0.18	0.15	0.14	0.12
Low Temperature Stability 低溫特性 Impedance Ratio(Max) 阻抗比率(最大值)	Measurement Frequency: 120Hz.							
	Rated Voltage(V)	6.3	10	16	25	35	50	63~100
	Z(-25°C)/Z(20°C)	4	3	2	2	2	2	2
	Z(-55°C)/Z(20°C)	8	8	4	4	3	3	3
Load Life 負荷壽命	2000hours,with application of rated voltage at 105°C							
	Capacitance Change	Within ± 20% of Initial Value						
	tan δ	200% or less of Initial Specified Value						
	Leakage Current	Initial Specified Value or less						
Shelf Life 放置壽命	The following specifications shall be satisfied when the capacitors are restored to 20°C after exposing them for 1,000 hours 105°C without voltage applied. Before the measurement, the capacitor shall be preconditioned by applying voltage according to them 4.1 of JIS C5101-4.							
	Capacitance Change	Within ± 20% of Initial Value						
	tan δ	200% or less of Initial Specified Value						
	Leakage Current	Initial Specified Value or less						
Resistance to Soldering Heat 焊錫耐熱性	The capacitors shall be kept on the hot plate maintained at 250°C for 30 seconds. After removing from the hot plate and restored at room temperature they meet the characteristics requirements listed at right.					Capacitance Change	Within ± 10% of Initial Value	
						tan δ	Initial Specified Value	
						Leakage Current	Initial Specified Value or less	
Standards 參照標準	IEC 60384-4 (JIS C 5101-4)							

Frequency Coefficient of Permissible Ripple Current

Frequency (Hz)	50	120	300	1K	≥ 10K
Coefficient	0.70	1.00	1.17	1.36	1.50

CK series

DIMENSIONS(mm)

Chip Type

Fig.1 $\Phi D=4\sim 10\text{mm}$

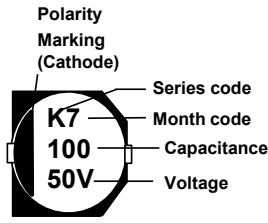
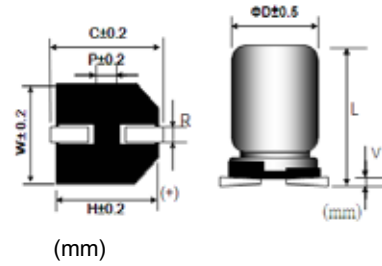
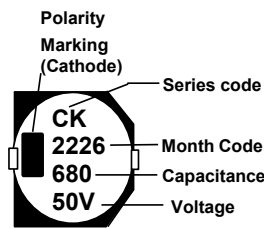


Fig.2 $\Phi D\geq 12.5\text{mm}$



(mm)

Size	ΦD	L	W	H	C	R	P	Vmax
4x5.4	4.0	5.4±0.3	4.3	4.3	5.1	0.5~0.8	1.0	0.3
5x5.4	5.0	5.4±0.3	5.3	5.3	5.9	0.5~0.8	1.4	0.3
6.3x5.4	6.3	5.4±0.3	6.6	6.6	7.2	0.5~0.8	2.1	0.3
6.3x7.7	6.3	7.7±0.3	6.6	6.6	7.2	0.5~0.8	2.1	0.3
8x6.5	8.0	6.5±0.5	8.3	8.3	9.0	0.5~0.8	2.3	0.3
8x10	8.0	10±0.5	8.3	8.3	9.0	0.7~1.1	3.2	0.3
10x10	10.0	10±0.5	10.3	10.3	11.0	0.7~1.3	4.5	0.3
12.5x13.5	12.5	13.5±0.5	13.0	13.0	13.7	1.1~1.4	4.5	0.4
12.5x16	12.5	16±0.5	13.0	13.0	13.7	1.1~1.4	4.5	0.4
16x16.5	16.0	16.5±0.5	17.0	17.0	18.0	1.4~1.8	6.4	0.4
16x21.5	16.0	21.5±0.5	17.0	17.0	18.0	1.4~1.8	6.4	0.4
18x16.5	18.0	16.5±1.0	19.0	19.0	20.0	1.4~1.8	6.4	0.4
18x21.5	18.0	21.5±1.0	19.0	19.0	20.0	1.4~1.8	6.4	0.4

CK

STANDARD RATINGS

D×L(mm) ; R.C.(mA rms) at 105°C 120Hz.

Cap (μF)	V	6.3		10		16		25	
		D x L	R.C.	D x L	R.C.	D x L	R.C.	D x L	R.C.
10						4x5.4	17	5x5.4	27
22		4x5.4	22	5x5.4	30	5x5.4	30	6.3x5.4	44
33		5x5.4	34	5x5.4	34	6.3x5.4	45	6.3x5.4	50
47		5x5.4	38	6.3x5.4	48	6.3x5.4	48	6.3x5.4	60
100		6.3x5.4	69	6.3x5.4	69	6.3x5.4	69	6.3x7.7	100
150				6.3x7.7	100	6.3x7.7	100	8x10	240
220		6.3x7.7	120	6.3x7.7	120	6.3x7.7	120	8x10	320
330		8x10	290	8x10	290	8x10	290	10x10	450
470		8x10	320	8x10	320	8x10	320	10x10	490
680		8x10	340			10x10	470		
1000		10x10	410	10x10	410	12.5x13.5	550	16x16.5	820
						16x16.5	650	18x16.5	880
1500		10x10	550						
2200		12.5x13.5	680	12.5x16	750	16x16.5	950	16x21.5	1250
		16x16.5	840	16x16.5	850	18x16.5	1000	18x21.5	1300
3300		12.5x16	850	16x16.5	1000	16x21.5	1200		
		18x16.5	1000	18x16.5	1100	18x21.5			
4700		16x21.5	1200	16x21.5	1300				
		18x16.5		18x21.5	1350				
6800		16x21.5	1200						
		18x21.5	1350						

CK series

STANDARD RATINGS

D×L(mm) ; R.C.(mA rms) at 105°C 120Hz.

Cap (μ F)	V Item	35		50		63		100	
		D x L	R.C.	D x L	R.C.	D x L	R.C.	D x L	R.C.
1.0				4x5.4	8	4x5.4	8		
2.2				4x5.4	12	4x5.4	12		
3.3				4x5.4	15	5x5.4	17		
4.7		4x5.4	16	5x5.4	20	6.3x5.4	22		
10		5x5.4	27	6.3x5.4	32	6.3x5.4	32		
22		6.3x5.4	44			6.3x7.7	58	8x10	100
33				6.3x7.7	65	8x10	140	10x10	150
47		6.3x7.7	80	6.3x7.7	80	8x10	170	12.5x13.5	250
68								12.5x13.5	300
100		6.3x7.7	100	8x10	230	10x10	310	12.5x13.5	380
								16x16.5	450
150		8x10	260						
220		10x10	375	10x10	375			12.5x13.5	470
								16x16.5	560
330		10x10	450	12.5x13.5	500			16x16.5	700
				16x16.5	600			18x16.5	750
470		12.5x13.5	520	16x16.5	700		900		
		16x16.5	650	18x16.5	750				
1000		16x16.5	750	18x21.5	1200				
		18x16.5	1000						
2200		18x21.5	1450						

CK